



Regular Meeting of the Board of Directors of the Port of Oswego Authority

Monday, September 22, 2025

4:30 PM Meeting

- 1. Call to Order**
- 2. Motion 09-22-2501: To approve the Minutes of the 07-21-2025 regular monthly meeting (Exhibit A)**
- 3. Administrative Operational Report (Schneider) & Operations Report (McMahon): (Exhibit B)**
- 4. Administrative Financial Reports: (A) Primary and (B) Subsidiary
Motion 09-22-2502: To accept August's Primary and Subsidiary Financial Reports**
 - A. Primary Financial Reports: (Exhibit C-1)**
 - Cash Position
 - Balance Sheet
 - Profit & Loss Statement
 - Marina Profit & Loss Statement
 - B. Subsidiary Financial Reports: (Exhibit C-2)**
 - Monthly Bills (for July & August)
 - Accounts Payable
 - Accounts Receivable
 - Grants Receivable Summary
 - Loan Summary
 - Schedule of Assets
 - Sales Report
- 5. Chairman's Report**
- 6. Committee Reports – no Committee Meetings in July or August**
 - a. Executive Committee**
 - b. Audit and Finance Committee**
 - c. Governance Committee**
 - d. Planning and Development Committee**

MISSION STATEMENT

The mission of the Port of Oswego Authority is to serve as an economic catalyst in the *Central New York Development Council District Region* by providing diversified and efficient transportation services and conducting operations in a manner that promotes regional growth and development while being mindful of our responsibility to serve as a steward of the environment.

7. Old Business

8. New Business

Motion 09-22-2503: To authorize the Interim Executive Director to negotiate and execute a lease with U.S. General Services Administration (GSA) for USGS at 17 Lake Street, and to sign and complete any and all paperwork regarding the lease agreement.

9. Motion 09-22-2504: To move to Executive Session for

- a. review of marketing proposal
 - i. Davis Harrison Dion, Inc. (DHD)
- b. review master plan proposal and land use management
 - i. C&S Companies

10. Motion 09-22-2505: To resume the regular monthly meeting.

11. AD HOC MOTIONS REQUIRED AS A RESULT OF MEETING BUSINESS:

Motion 09-22-250 : To

Motion 09-22-250 : To

12. Motion 09-22-250 : To adjourn the regular monthly meeting.

**Next Regular Monthly Board Meeting is scheduled for
Monday, October 20, 2025 @ 4:30pm**

MISSION STATEMENT

The mission of the Port of Oswego Authority is to serve as an economic catalyst in the *Central New York Development Council District Region* by providing diversified and efficient transportation services and conducting operations in a manner that promotes regional growth and development while being mindful of our responsibility to serve as a steward of the environment.

Exhibit A

PORT OF OSWEGO AUTHORITY – DRAFT/UNAPPROVED
Regular Monthly Board Meeting
Monday, July 21, 2025

CALL TO ORDER: Mr. Enwright called the meeting to order at approximately 4:31 PM.

PRESENT: Francis Enwright - Chairperson, Constance Cosemento - Vice Chairperson, Stan Delia, Kathleen Macey, James Metcalf, Diane Zeller, Jennifer LaPietra, Dr. John Kares Smith, and Thomas Schneider - Interim Executive Director.

ALSO PRESENT: Pat McMahon - Supervisor of Development & Maintenance, Kimberly Natoli - Port Employee, Jen Walck - Bowers CPA's and Advisors.

Motion 07-21-2501:

A motion was made by Ms. Macey to enter into Executive Session to review the 2024-2025 annual audit and personnel issues at 4:32 PM. Motion was seconded by Dr. Kares Smith. Motion passed. 8-Aye, 0-Nay.

Motion 07-21-2502:

A motion was made by Ms. Zeller to resume the regular monthly meeting at 5:44 PM. Motion was seconded by Ms. LaPietra. Motion passed. 8-Aye, 0-Nay.

APPROVAL OF MINUTES

Motion 07-21-2503:

A motion was made to by Mrs. Cosemento to approve the minutes as edited of the June 23, 2025 Regular Monthly Meeting at 5:49 PM. Motion was seconded by Dr. Kares Smith. Motion passed. 8-Aye, 0-Nay.

ADMINISTRATIVE OPERATIONAL REPORT

Mr. Schneider, Interim Executive Director, presented the Administrative Operational Report to the Board in the Board Packet.

Report Topics:

Monthly operations update – June 2025

Update on projects:

- The Port's three (3) current commodities are that are transloaded and warehoused:
 - ✓ **aluminum**
 - ✓ **grain**
 - ✓ **potash**
- Aluminum – increase in aluminum, increase in prime aluminum.
- Marina – strong, more so on the eastside than west-side, but the west-side is getting busier.
- USGS at 17 Lake Street – lease initially was canceled, however the Port received notification revoking initial notification and the lease is in full effect.
- Breakwall Project – is beginning.
- Grants – the Port has several different grants in different states of readiness:

- ✓ Warehouse Modernization Grant – came from the Port Improvement Development Project (PIDP) grant, a federal grant of 2024 is being slow walked in terms of expending the funding because there is only 48% of the funding available to trim back the cost of the building from \$23 million to a cost of something more reasonable, and then exploring if the Port can get massive funding or a bond for the remainder. An advanced study and cost-benefit analysis should be completed; working with U.S. Department of Transportation Maritime Administration (MARAD).
- ✓ Passenger and Freight Rail Assistance Program (PFRAP) – on-going for a long time; it will be challenging to move forward on the project of rail upgrades at the Fitzgibbons site due to the ongoing rock project.
- ✓ Electric Railcar Mover – went out to bid and will be constructed by Alta Material Handling, is expected by December 2025.
- Foreign Trade Zone (FTZ) – was very active when tariff rates went to 25%, this is Canada-based and aluminum-based; as tariffs moved to 50%, requests for a bonded warehouse started. The difference between a FTZ and a bonded warehouse is product goes domestic when it leaves a warehouse, whether it is in a bonded warehouse or FTZ, and that is when customer's tariffs are paid. In an FTZ, the product goes out at the rate that it was put in at. In a bonded warehouse, it goes out at the current rate.
- US Customs & Border Patrol – received a request to place a surveillance tower on the Port property to view the lake.
- Special Meetings – would like to have a series of special meetings where the Port focuses on specific areas; the Port's engineering firm (C&S) does have a proposal for the Port on strategic planning and optimal site usage.

OPERATIONAL REPORT

Mr. Patrick McMahon, Supervisor of Development & Maintenance, detailed the following:

- Update on Operations
 - LT-5 defueling started, will take approximately 2 days, and then the batteries will be removed.
 - Still Watch Vessel – have several people inquiring purchasing the vessel, however the Port is still going through the Canadian-side because the vessel is registered in Canada.
 - Harborfest Fireworks Barge – barge arrived a few days prior.
 - Urban Foresty Tour – will be during the week.
 - Dean Marine Excavators (DME) – will be bringing additional sand to the north end and putting rocks down, beginning after Harborfest, to place rocks on the breakwall.

DISCUSSIONS ON TOPICS FROM ADMINISTRATIVE OPERATIONAL REPORT

Mrs. Cosemento inquired if the Warehouse Modernization Grant included an upgrade to Security. Mr. Schneider indicated that both the 2024 federal PIDP and the submitted 2025 PFRAP include Guard Shack upgrades, as well as other security measures.

Regarding the topic of the FTZ and bonded warehouse, Mr. Schneider explained that if an item was brought in at 50%, and probably be a negotiated settlement with Canada and something less than 50%, a bonded warehouse would be a better choice. Ms. LaPietra explained the idea is that the rate is going to drop, that it will be negotiated, it won't stay at 50% if the item is sitting in a warehouse. Mr.

Schneider will be speaking with the Port's consultant further on the matter, to see what the bonded warehouse requires.

Mr. Schneider acknowledged Mr. McMahon's efforts and the significant volunteer time for Harborfest with loading and unloading the fireworks barge.

ADMINISTRATIVE FINANCIAL REPORTS

Motion 07-21-2504:

A motion was made by Ms. LaPietra to accept June's financial reports as presented at 6:32 PM. Motion seconded by Ms. Macey. Motion passed. 8-Aye, 0-Nay.

Primary Financial Reports

- Cash Position
- Balance Sheet
- Profit & Loss Statement
- Marina Profit & Loss Statement

Subsidiary Financial Reports

- Monthly Bills
- Accounts Payable
- Accounts Receivable
- Grants Receivable Summary
- Loan Summary
- Schedule of Assets
- Sales Report

Mr. Delia reviewed the cash position, balance, and profit/loss statements ending 06/30/2025. On the balance sheet for current assets, which do not include fixed assets, June 2025 is higher than compared to May 2025, and significantly more compared to June 2024. Total assets for June 2025, including fixed assets for June 2025, increased from June 2024, and this is primarily because of FEMA capital improvements. Accounts receivable for June 2025 was up compared to May 2025 and higher compared to June 2024. Accounts payable for June 2025 were significantly higher compared to May 2025. Regarding the Marina, gross profit and total expenses were about the same at the end of first quarter 2024 and 2025, meaning the Marina business is stable, however Mr. Delia inquired if the Marina was at its potential. Mr. Enwright stated that the Marina was not at its potential, and its aging infrastructure had to be attended to, that the Marina misses out on business opportunities because of the declining infrastructure and compared the operations to what he has witnessed in Florida. He believed that the Marina would be very beneficial in the future and to start looking into the potentials.

Chairman's Report: No report per Mr. Enwright. Mr. Enwright notified the Board that he will be out-of-state on a trip for the upcoming months. Mr. Enwright asked Ms. LaPietra if she would be agreeable being on the Governance Committee and if Mr. Metcalf would be agreeable to be on the Audit and Finance Committee; both accepted.

COMMITTEE REPORTS:

Executive Committee: No meeting, no report per Mrs. Cosemento.

Audit and Finance Committee: No meeting, no report per Mr. Delia.

Governance Committee: No meeting, no report per Dr. Kares Smith. Dr. Kares Smith welcomed the Board's new member.

Planning and Development Committee: No meeting, no report per Ms. Macey.

OLD BUSINESS

None.

NEW BUSINESS:

Motion 07-21-2505:

A motion was made by Ms. Zeller to accept the 2024-2025 audited financial statements as presented by Bowers CPA's and Advisors, and recommended by the Audit and Finance Committee at 6:33 PM. Motion seconded by Dr. Kares Smith. Motion passed. 8-Aye, 0-Nay.

AD HOC MOTION:

Motion 07-21-2506:

A motion was made by Mr. Metcalf to accept Harborfest's request to use Port of Oswego Authority property (west-side parking lot and associated property in front of the US Coast Guard Station for amusement rides), and the Interim Executive Director will confirm the appropriate amount of insurance for 2025 Harborfest, at 6:40 PM. Motion seconded by Ms. Zeller. Motion passed. 8-Aye, 0-Nay.

ADJOURNMENT

Motion 07-21-2507:

A motion was made by Ms. Macey to adjourn the regular monthly meeting at 6:43 PM. Motion seconded by Dr. Kares Smith. Motion passed. 8-Aye, 0-Nay.

Kathleen Macey, Secretary/Treasurer

Francis Enwright, Chairperson

Exhibit B



Administrative and Operations Report

September 2025

Thomas Schneider, Interim Executive Director

- Monthly Activity Report (July & August 2025) of operations update from the Scales Office
- Operating Business
 - Transloading and Warehousing
 - Aluminum
 - Ingots
 - Rate changes – prime aluminum
 - Wilf Seymour at the Port on Friday, September 12th, ≈4,000 pieces
 - Agricultural Center – discuss corn and soybean season
 - Potash
- Marina
 - East Side
 - West Side
- Tennent Updates
 - Fish & Wildlife (USGS at 17 Lake Street) – Succeeding Lease, Zoom meeting 08/20/2025 with GSA
- Projects
 - Break Wall Repair
 - Warehouse Modernization Grant – PIDP 2024
 - Rail Upgrades & Grain Conveyor – EDA & PFRAP
 - Electric Railcar Mover – PFRAP 2023
 - FEMA Project
 - Security Grant
- Foreign Trade Zone (FTZ)
 - Discussion on tariffs
 - Bonded Warehouse (Mohawk Global)
- NYS Canal Corporation – Tour
- AGLPA 2025 Annual Conference in Chicago, IL
- Lake Ontario Sanctuary Advisory Committee (SAC) meeting held on July 30th
- U.S. Army Corps of Engineers Celebration Marking Completion of Repairs on the Oswego West Arrowhead Breakwater & Start of Repairs on the Oswego Outer West Breakwater on August 19th

Patrick McMahon, Supervisor of Development & Maintenance

- Update on Operations
- Urban Forestry Tour in July
- Still Watch Update
- AGLPA 2025 Annual Conference
- Harborfest
- Oswego Fire Department/Novelis training on the LT-5 on Tuesday, September 9th
- Board Member tour
- Security Meeting
- Novelis Fire on September 16th – impacting on Port operations

TO: BOARD OF DIRECTORS
 FROM: George Lloyd
 SUBJECT: July 2025 Activity Report

Totals						
	# In	# Out	Total # In/Out	MT In	MT Out	Total MT In/Out
Trucks	196	641	837	3053.126	11227.647	14280.773
Railcars	107	0	107	8721.112	0.000	8721.112
Vessels	0	0	0	0.000	0.000	0.000
Grand Totals	303	641	944	11774.238	11227.647	23001.885

	Company	ST	MT	In/Out	Mode	#
Potash	Nutrien Ag Solutions	0.00	0.000	Inbound	Vessel	0
	Nutrien Ag Solutions	0.00	0.000	Inbound	Railcar	0
	Nutrien Ag Solutions	447.33	405.811	Outbound	Trucks	14
Delong Grain	Soybeans	0.00	0.000	Inbound	Trucks	0
	Soybeans	0.00	0.000	Inbound	Railcar	0
	Soybeans	0.00	0.000	Outbound	Trucks	0
	Soybeans	0.00	0.000	Outbound	Railcar	0
	Soybeans	0.00	0.000	Outbound	Vessel	0
	Corn	0.00	0.000	Inbound	Trucks	0
	Corn	0.00	0.000	Inbound	Railcar	0
	Corn	0.00	0.000	Outbound	Trucks	0
	Corn	0.00	0.000	Outbound	Railcar	0
	Corn	0.00	0.000	Outbound	Vessel	0
Aluminum	Marubeni	0.00	0.000	Inbound	Vessel	0
	Marubeni	0.00	0.000	Inbound	Railcar	0
	Marubeni	0.00	0.000	Outbound	Trucks	0
	Marubeni	0.00	0.000	Inbound	Trucks	0
	ARG	1942.79	1762.468	Outbound	Trucks	88
	Gerald/GT Comm	0.00	0.000	Inbound	Vessel	0
	Gerald/GT Comm	0.00	0.000	Inbound	Trucks	0
	Gerald/GT Comm	0.00	0.000	Inbound	Railcar	0
	Gerald/GT Comm	2511.90	2278.755	Outbound	Trucks	104
	Glencore	0.00	0.000	Inbound	Vessel	0
	Glencore	323.69	293.646	Outbound	Trucks	10
	Glencore	0.00	0.000	Inbound	Railcar	0
	Glencore	0.00	0.000	Inbound	Trucks	0
	Goldman	0.00	0.000	Inbound	Vessel	0
	Goldman	0.00	0.000	Inbound	Railcar	0
	Goldman	0.00	0.000	Inbound	Trucks	0
	Goldman	0.00	0.000	Outbound	Trucks	0
	Goldman	0.00	0.000	Outbound	Railcar	0
	Gunvor	0.00	0.000	Inbound	Vessel	0
	Gunvor	660.53	599.222	Outbound	Trucks	21
	Gunvor	0.00	0.000	Outbound	Railcar	0
	Gunvor	0.00	0.000	Inbound	Railcar	0
	Gunvor	0.00	0.000	Inbound	Trucks	0
	IXM	0.00	0.000	Inbound	Vessel	0

	IXM	0.00	0.000	Inbound	Trucks	0
	IXM	0.00	0.000	Inbound	Railcar	0
	IXM	0.00	0.000	Outbound	Trucks	0
	Mitsubishi	0.00	0.000	Outbound	Trucks	0
	Mitsubishi	0.00	0.000	Inbound	Trucks	0
	Mitsubishi	0.00	0.000	Inbound	Vessel	0
	Mitsubishi	0.00	0.000	Inbound	Railcar	0
	Hartree	0.00	0.000	Inbound	Vessel	0
	Hartree	0.00	0.000	Inbound	Trucks	0
	Hartree	73.23	66.433	Outbound	Trucks	2
	Hartree	0.00	0.000	Outbound	Railcar	0
	Hartree	0.00	0.000	Inbound	Railcar	0
	Alcoa	0.00	0.000	Inbound	Vessel	0
	Alcoa	1010.48	916.691	Outbound	Trucks	45
	Novelis Ingots	0.00	0.000	Inbound	Vessel	0
	Novelis Ingots	6416.83	5821.311	Outbound	Trucks	357
	Novelis Ingots	3365.46	3053.126	Inbound	Trucks	196
	Novelis Ingots	4300.54	3901.425	Inbound	Railcar	53
	Novelis Ingots	0.00	0.000	Outbound	Railcar	0
	Novelis Transfer Loads	0.00	0.000	Outbound	Trucks	0
Dean Marine Rock/Stone	Rock/Stone	5312.80	4819.687	Inbound	Railcar	54

TO: BOARD OF DIRECTORS
 FROM: George Lloyd
 SUBJECT: August 2025 Activity Report

Totals						
	# In	# Out	Total # In/Out	MT In	MT Out	Total MT In/Out
Trucks	187	647	834	2751.946	10547.580	13299.526
Railcars	85	0	85	7237.648	0.000	7237.648
Vessels	0	0	0	0.000	0.000	0.000
Grand Totals	272	647	919	9989.594	10547.580	20537.174

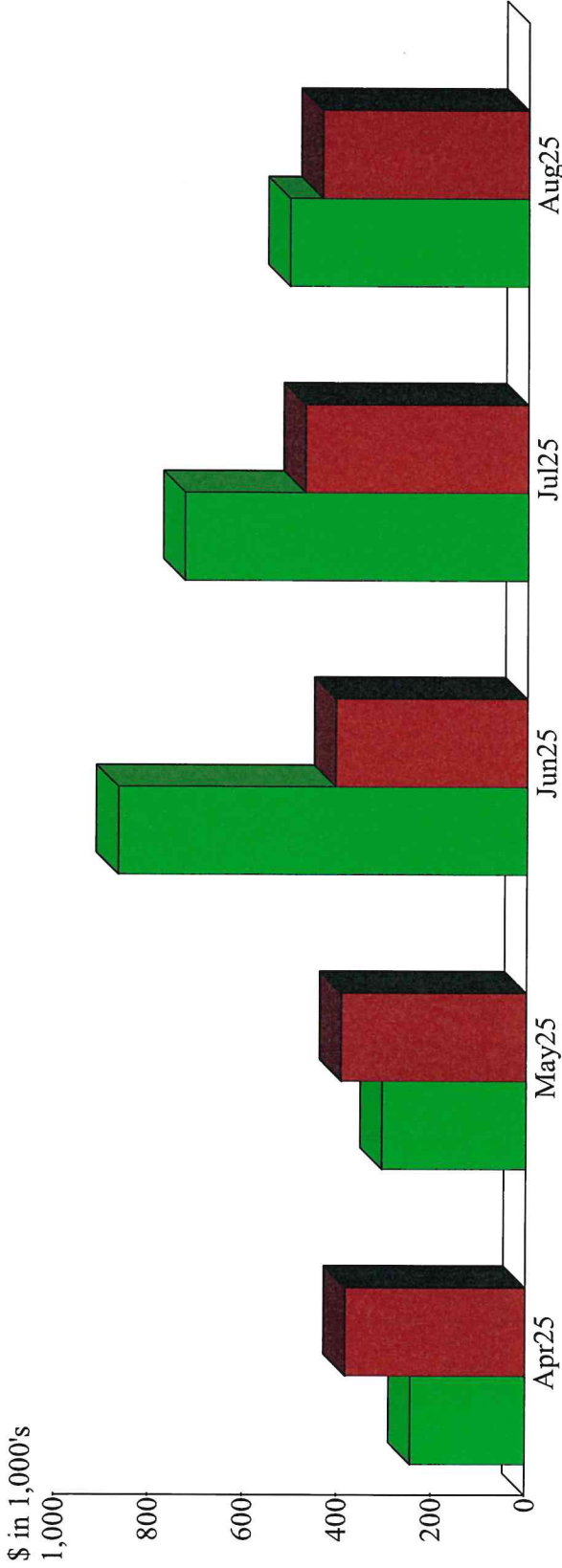
	Company	ST	MT	In/Out	Mode	#
Potash	Nutrien Ag Solutions	0.00	0.000	Inbound	Vessel	0
	Nutrien Ag Solutions	0.00	0.000	Inbound	Railcar	0
	Nutrien Ag Solutions	137.01	124.293	Outbound	Trucks	4
Delong Grain	Soybeans	0.00	0.000	Inbound	Trucks	0
	Soybeans	0.00	0.000	Inbound	Railcar	0
	Soybeans	0.00	0.000	Outbound	Trucks	0
	Soybeans	0.00	0.000	Outbound	Railcar	0
	Soybeans	0.00	0.000	Outbound	Vessel	0
	Corn	0.00	0.000	Inbound	Trucks	0
	Corn	0.00	0.000	Inbound	Railcar	0
	Corn	0.00	0.000	Outbound	Trucks	0
	Corn	0.00	0.000	Outbound	Railcar	0
	Corn	0.00	0.000	Outbound	Vessel	0
Aluminum	Marubeni	0.00	0.000	Inbound	Vessel	0
	Marubeni	0.00	0.000	Inbound	Railcar	0
	Marubeni	1654.93	1501.326	Outbound	Trucks	48
	Marubeni	0.00	0.000	Inbound	Trucks	0
	ARG	1229.63	1115.501	Outbound	Trucks	55
	Gerald/GT Comm	0.00	0.000	Inbound	Vessel	0
	Gerald/GT Comm	0.00	0.000	Inbound	Trucks	0
	Gerald/GT Comm	0.00	0.000	Inbound	Railcar	0
	Gerald/GT Comm	2112.67	1916.580	Outbound	Trucks	90
	Glencore	0.00	0.000	Inbound	Vessel	0
	Glencore	0.00	0.000	Outbound	Trucks	0
	Glencore	0.00	0.000	Inbound	Railcar	0
	Glencore	0.00	0.000	Inbound	Trucks	0
	Goldman	0.00	0.000	Inbound	Vessel	0
	Goldman	0.00	0.000	Inbound	Railcar	0
	Goldman	0.00	0.000	Inbound	Trucks	0
	Goldman	0.00	0.000	Outbound	Trucks	0
	Goldman	0.00	0.000	Outbound	Railcar	0
	Gunvor	0.00	0.000	Inbound	Vessel	0
	Gunvor	551.35	500.176	Outbound	Trucks	17
	Gunvor	0.00	0.000	Outbound	Railcar	0
	Gunvor	0.00	0.000	Inbound	Railcar	0
	Gunvor	0.00	0.000	Inbound	Trucks	0
	IXM	0.00	0.000	Inbound	Vessel	0

	IXM	0.00	0.000	Inbound	Trucks	0
	IXM	0.00	0.000	Inbound	Railcar	0
	IXM	0.00	0.000	Outbound	Trucks	0
	Mitsubishi	1358.38	1232.301	Outbound	Trucks	41
	Mitsubishi	0.00	0.000	Inbound	Trucks	0
	Mitsubishi	0.00	0.000	Inbound	Vessel	0
	Mitsubishi	0.00	0.000	Inbound	Railcar	0
	Hartree	0.00	0.000	Inbound	Vessel	0
	Hartree	0.00	0.000	Inbound	Trucks	0
	Hartree	74.25	67.358	Outbound	Trucks	2
	Hartree	0.00	0.000	Outbound	Railcar	0
	Hartree	0.00	0.000	Inbound	Railcar	0
	Alcoa	0.00	0.000	Inbound	Vessel	0
	Alcoa	4383.96	3977.058	Outbound	Trucks	137
	Novelis Ingots	0.00	0.000	Inbound	Vessel	0
	Novelis Ingots	4508.46	4090.045	Outbound	Trucks	253
	Novelis Ingots	3033.47	2751.946	Inbound	Trucks	187
	Novelis Ingots	4506.90	4088.631	Inbound	Railcar	49
	Novelis Ingots	0.00	0.000	Outbound	Railcar	0
	Novelis Transfer Loads	0.00	0.000	Outbound	Trucks	0
Dean Marine Rock/Stone	Rock/Stone	3471.20	3149.017	Inbound	Railcar	36

Exhibit C-1

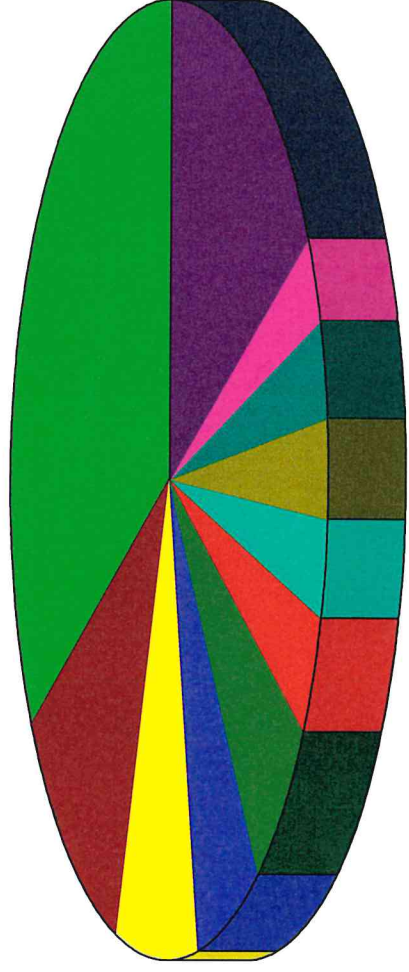
Income and Expense by Month
April through August 2025

Income
Expense



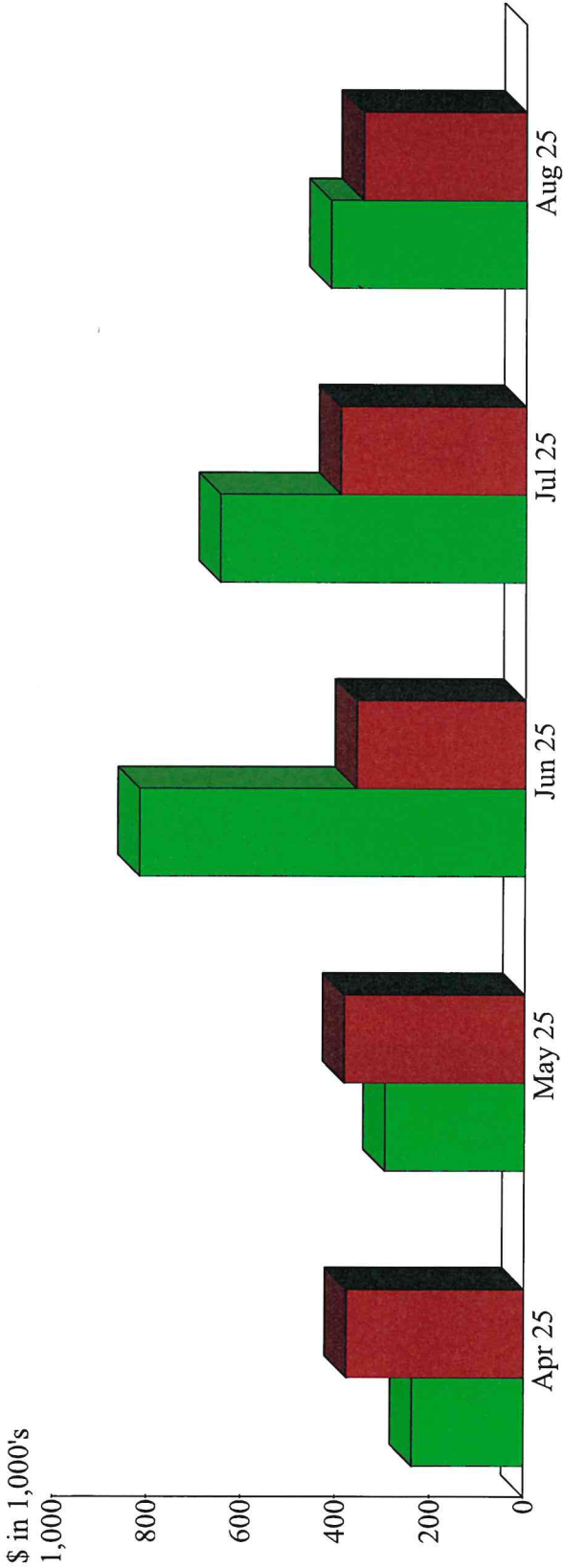
Expense Summary
April through August 2025

5000000 · Personal Service	33.70%
4900000 · Cost of Goods Sold	11.33
6500000 · ILA Pension	8.41
6150200 · General Insurance Expense	6.67
645000a · Health Insurances	6.57
660000a · Repairs & Maintenance	4.28
6850000 · Interest Expense	3.38
655000a · Special Supplies	3.36
9005500 · Amortization Expense	3.35
6560000 · Professional Services	3.14
Other	15.82
Total	\$2,091,761.22

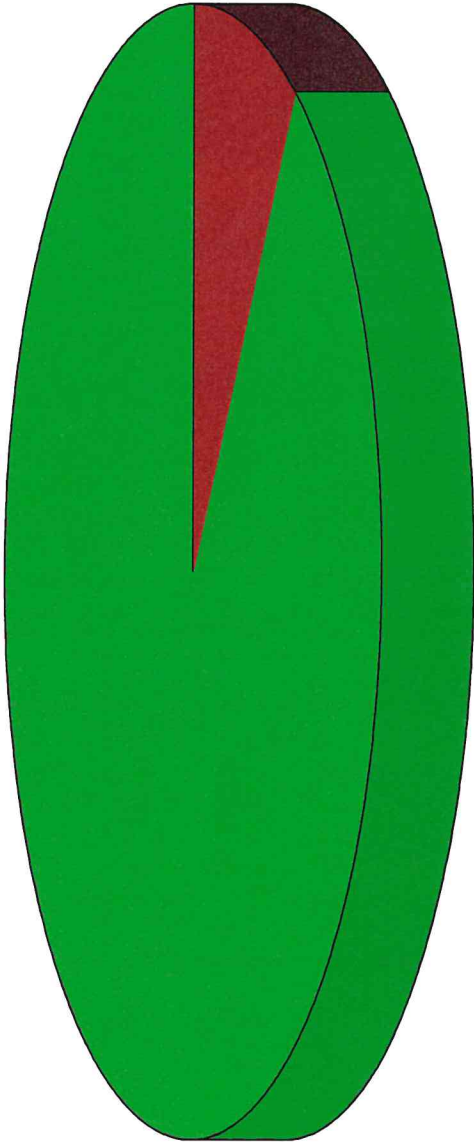
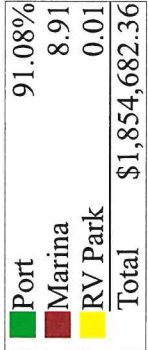


By Account

Income and Expense by Month
April through August 2025



Expense Summary
April through August 2025



By Class

Port of Oswego Authority
Cash Position Report
As of August 31, 2025

	<u>Beginning Balance</u>	<u>Debit</u>	<u>Credit</u>	<u>Net Change</u>	<u>Ending Balance</u>
1000600 · Imprest Fund - Key Bank					
Total 1000600 · Imprest Fund - Key Bank	142,398.07	1,153,298.22	1,183,548.98	-30,250.76	112,147.31
1000700 · Health Fund - Key Bank					
Total 1000700 · Health Fund - Key Bank	-672.57	5,000.00	3,802.68	1,197.32	524.75
1001000 · Comptroller Fund - Key Bank					
Total 1001000 · Comptroller Fund - Key Bank	12,318.35	907,435.69	912,890.71	-5,455.02	6,863.33
1001001 · Gen. State Checking - Key Bank					
Total 1001001 · Gen. State Checking - Key Bank	184,852.54	904,859.48	860,329.40	44,530.08	229,382.62
1001500 · Key Money Market					
Total 1001500 · Key Money Market	2,491.19	1.38	0.00	1.38	2,492.57
TOTAL	<u>341,387.58</u>	<u>2,970,594.77</u>	<u>2,960,571.77</u>	<u>10,023.00</u>	<u>351,410.58</u>

Port of Oswego Authority
Balance Sheet
As of August 31, 2025

	Aug 31, 25	Aug 31, 24	\$ Change
ASSETS			
Current Assets			
Checking/Savings			
1000100 · Petty Cash	107.99	149.51	-41.52
1000300 · Oswego Marina - Register fund	600.00	600.00	0.00
1000600 · Imprest Fund - Key Bank	112,147.31	113,901.64	-1,754.33
1000700 · Health Fund - Key Bank	524.75	353.78	170.97
1001000 · Comptroller Fund - Key Bank	6,863.33	63,655.35	-56,792.02
1001001 · Gen. State Checking - Key Bank	229,382.62	282,148.99	-52,766.37
1001500 · Key Money Market	2,492.57	80,826.32	-78,333.75
1003200 · CD - Wtrline Maint Fund	10,779.69	10,417.04	362.65
1003300 · CD - Bldg Rehab Fund	104,344.35	100,606.99	3,737.36
Total Checking/Savings	467,242.61	652,659.62	-185,417.01
Accounts Receivable			
1100000 · Accounts Receivable	496,040.61	212,175.65	283,864.96
Total Accounts Receivable	496,040.61	212,175.65	283,864.96
Other Current Assets			
1100103 · Accounts Receivable Other	1,995.04	995.04	1,000.00
1100104 · Short term Lease Receivable	271,402.90	362,333.62	-90,930.72
1201000 · Prepaid Insurance	41,234.85	40,085.11	1,149.74
1202000 · Prepaid expense	193.05	193.05	0.00
1210000 · Inventory Asset	46,891.49	24,557.82	22,333.67
1300000 · Grant Receivable	1,069,329.67	1,148,099.12	-78,769.45
1400000 · Cont. Stab. Prog. Reserve	14,130.00	19,003.00	-4,873.00
1499000 · Undeposited Funds	11,025.03	12,731.69	-1,706.66
Total Other Current Assets	1,456,202.03	1,607,998.45	-151,796.42
Total Current Assets	2,419,485.25	2,472,833.72	-53,348.47
Fixed Assets			
1502000 · Land & Land Impr-Capital Assets	14,074,827.75	14,074,827.75	0.00
1502050 · Land & Land Impr-Held for Lease	1,568,471.55	1,720,082.91	-151,611.36
1502100 · Alcan Water Line	1.00	1.00	0.00
1502300 · Bldgs & Improvem-Capital Assets	23,564,714.33	8,515,160.43	15,049,553.90
1502350 · Bldgs & Improvem-Held for Lease	4,060,508.32	4,060,508.32	0.00
1502400 · Office Equipment & Furniture	489,831.94	489,831.94	0.00
1502500 · Operating Equipment	3,532,805.49	3,300,108.43	232,697.06
1502501 · Equipment - Marina	327,788.39	316,721.60	11,066.79
1502550 · Lease Assets	559,029.86	650,694.19	-91,664.33
1502555 · Accumulated Amortization	-150,521.75	-62,724.96	-87,796.79
1502600 · Computer Software	32,872.24	32,872.24	0.00
1502800 · Acc Dep-Bldg & Impr-Cap Assets	-7,098,006.54	-6,906,904.54	-191,102.00
1502850 · Acc Dep Bldg & Impr-Held for Le	-2,562,118.00	-2,445,921.00	-116,197.00
1502900 · Acc Dep - Operating Equip	-2,637,121.33	-2,451,505.33	-185,616.00
1502905 · Acc Dep - Marina equipment	-253,266.00	-238,569.00	-14,697.00
1503000 · Acc Dep - Office Equipment	-474,788.46	-468,900.46	-5,888.00

Port of Oswego Authority
Balance Sheet
As of August 31, 2025

	<u>Aug 31, 25</u>	<u>Aug 31, 24</u>	<u>\$ Change</u>
1503100 · Acc Dep-Land & Impr-Cap Assets	-9,173,027.11	-8,623,469.11	-549,558.00
1503101 · Acc Dep - Computer Software	-32,872.00	-32,872.00	0.00
1503150 · Acc Dep Land & Impr-Held for Le	-248,852.00	-166,594.00	-82,258.00
1503200 · Acc Dep - Lease Asset	-158,555.00	-158,555.00	0.00
1503600 · Equipment - New or Replacement	0.00	5,873.58	-5,873.58
1504000 · Cap Imp-Osw.Marina bldg update	0.00	13,096.72	-13,096.72
1504200 · Cap Imp - Warehouse roof	0.00	38,790.00	-38,790.00
1505100 · Cap Imp - Wash Rack at Shop	39,982.00	0.00	39,982.00
1505600 · Cap Imp - Agricultural Center	0.00	14,685,155.03	-14,685,155.03
1505700 · Cap Imp - Marina Pumpout System	0.00	11,066.79	-11,066.79
1505900 · Cap Imp - '23 PFRAP Pin 3935.88	226,782.78	0.00	226,782.78
1506000 · Cap Imp - Marina sewer imprvmt	0.00	7,840.00	-7,840.00
1506100 · Cap Imp - Marina Bathhse addit	2,794.86	0.00	2,794.86
1506401 · Cap Imp - Elect. Railcar Mover	468,052.87	3,240.00	464,812.87
1507300 · Cap Imp - Scales	74,786.00	0.00	74,786.00
1507500 · Cap Imp-Marina Hoist Dock rehab	130,090.10	0.00	130,090.10
1507800 · Cap Imp - FEMA-West 2017	4,484,532.08	2,064,285.94	2,420,246.14
1507802 · Cap Imp - FEMA-East 2017	1,689,658.29	1,689,658.29	0.00
1508600 · Cap Imp-REDI 19515-Goble Marina	2,102,472.26	2,085,667.04	16,805.22
Total Fixed Assets	34,640,873.92	32,209,466.80	2,431,407.12
Other Assets			
1100105 · Long Term Lease Receivable	795,583.00	1,164,447.00	-368,864.00
1100106 · Interest Receivable	2,142.80	3,354.64	-1,211.84
1800000 · Pension - Deferred Outflow	256,640.00	416,815.00	-160,175.00
1800001 · Deferred Outflow - OPEB	254,270.00	251,739.00	2,531.00
Total Other Assets	1,308,635.80	1,836,355.64	-527,719.84
TOTAL ASSETS	38,368,994.97	36,518,656.16	1,850,338.81
LIABILITIES & EQUITY			
Liabilities			
Current Liabilities			
Accounts Payable			
2000100 · Accounts Payable	245,626.41	990,138.77	-744,512.36
Total Accounts Payable	245,626.41	990,138.77	-744,512.36
Credit Cards			
2000101 · Key Bank - Bill Mastercard	3,685.56	1,167.19	2,518.37
2000103 · Lowe's credit card	294.52	135.99	158.53
Total Credit Cards	3,980.08	1,303.18	2,676.90
Other Current Liabilities			
2000200 · Retainage Payable	0.00	74,157.92	-74,157.92
2000300 · Accounts Payable Other	1,049.58	46,616.62	-45,567.04
2000610 · Deposits received	25,000.00	25,000.00	0.00
2000700 · Refund payable	181,658.15	181,658.15	0.00
2001000 · Accrued Salaries	52,350.76	37,372.40	14,978.36
2001200 · Accrued Compensation	52,893.21	74,102.28	-21,209.07

Port of Oswego Authority
Balance Sheet
As of August 31, 2025

	<u>Aug 31, 25</u>	<u>Aug 31, 24</u>	<u>\$ Change</u>
2001600 · Accrued NYS Retirement Withheld	2,133.84	1,389.82	744.02
2001700 · NYS Retirement Loan Withheld	926.00	722.00	204.00
2001800 · NYS Retirement Arrears Withheld	488.88	614.26	-125.38
2002700 · Accrued NYS PFL withheld	2,746.18	2,375.49	370.69
2003000 · #1570A Pension Fund	175,881.39	25,882.38	149,999.01
2003100 · 1570 1% Checkoff Withheld	2,450.76	365.31	2,085.45
2003200 · 1570 1/10% Checkoff Withheld	244.98	36.56	208.42
2003300 · 1570A 9/10% Checkoff Withheld	2,205.92	328.83	1,877.09
2003401 · 1570A Local Dues Withheld	4,043.27	655.26	3,388.01
2004000 · Accrued AFLAC - cancer withheld	0.00	44.76	-44.76
2004300 · Accrued AFLAC-STD withheld	0.00	31.50	-31.50
2004400 · Accrued AFLAC-Hosp Adv withheld	0.00	23.70	-23.70
2004500 · Accrued Mass Mutual withheld	-307.80	-335.50	27.70
2005600 · Payments on Insurance Claims	961.95	961.95	0.00
2005700 · Short Term Lease Liability	169,338.49	176,944.04	-7,605.55
2550000 · Sales Tax Payable	1,683.00	-1,610.99	3,293.99
Total Other Current Liabilities	<u>675,748.56</u>	<u>647,336.74</u>	<u>28,411.82</u>
Total Current Liabilities	<u>925,355.05</u>	<u>1,638,778.69</u>	<u>-713,423.64</u>
Long Term Liabilities			
2500500 · Advances from NYS	3,355,925.71	3,405,925.71	-50,000.00
2500600 · Vehicle Note Payable	34,812.38	42,108.83	-7,296.45
2500801 · Line of Credit 0169-Pathfinder	292,836.42	0.00	292,836.42
2501400 · OPEB liability	1,851,195.00	1,655,480.00	195,715.00
2501700 · LOC 1753 Pathfinder-Goble/FEMA	1,202,350.08	261,778.67	940,571.41
2502200 · Note Payable-SANY Forklift-LEAF	327,751.42	398,450.16	-70,698.74
2502300 · Note Payable-SANY Wheel Loader	195,708.80	0.00	195,708.80
2503500 · Long Term Lease Liability	89,209.63	258,547.63	-169,338.00
2600000 · Net Pension Liability - ERS	358,854.00	491,403.00	-132,549.00
2800001 · Deferred Inflow - OPEB	734,031.00	878,276.00	-144,245.00
2800002 · Deferred Inflow - Lessor	986,820.39	1,450,966.85	-464,146.46
Total Long Term Liabilities	<u>9,429,494.83</u>	<u>8,842,936.85</u>	<u>586,557.98</u>
Total Liabilities	<u>10,354,849.88</u>	<u>10,481,715.54</u>	<u>-126,865.66</u>
Equity			
3000500 · Contributed Capital	144,946.00	144,946.00	0.00
3001000 · Contributed Capital - Federal	45,777.00	45,777.00	0.00
3001500 · Grant from NYS	2,253,367.90	2,253,367.90	0.00
3001600 · Grant MultiCodul Capital Proj	2,073,783.33	2,073,783.33	0.00
3001700 · Grant-MultiModal	370,000.00	370,000.00	0.00
3001800 · Grant Energy Savings	60,000.00	60,000.00	0.00
3005000 · Retained Earnings	22,506,431.33	20,302,491.02	2,203,940.31
Net Income	<u>559,839.53</u>	<u>786,575.37</u>	<u>-226,735.84</u>
Total Equity	<u>28,014,145.09</u>	<u>26,036,940.62</u>	<u>1,977,204.47</u>
TOTAL LIABILITIES & EQUITY	<u><u>38,368,994.97</u></u>	<u><u>36,518,656.16</u></u>	<u><u>1,850,338.81</u></u>

Port of Oswego Authority
Profit & Loss
August 2025

Ordinary Income/Expense	Period to Date			Year to Date		
	Aug 25	Aug 24	\$ Change	Apr - Aug 25	Apr - Aug 24	\$ Change
Income						
4000000 · Storage	35,595.56	28,805.94	6,789.62	221,600.16	177,308.93	44,291.23
4100000 · Dockage	3,786.81	6,721.95	-2,935.14	30,476.94	33,087.66	-2,610.72
4200000 · Wharfage	9,178.59	18,374.23	-9,195.64	61,088.03	69,335.67	-8,247.64
4300000 · Loading and Unloading	119,094.61	24,835.93	94,258.68	446,696.63	169,231.31	277,465.32
4400000 · Rental	101,569.47	93,293.41	8,276.06	369,305.48	345,237.05	24,068.43
4500000 · Misc Income	83,050.31	38,275.06	44,775.25	230,236.92	145,970.15	84,266.77
4600000 · Stevedoring	875.50	85,201.11	-84,325.61	52,131.99	261,921.65	-209,789.66
4800000 · Marina Income	142,913.27	122,628.54	20,284.73	480,852.91	486,293.41	-5,440.50
4850000 · RV Park	375.00	1,310.00	-935.00	4,825.00	1,910.00	2,915.00
Total Income	496,439.12	419,446.17	76,992.95	1,897,214.06	1,690,295.83	206,918.23
Cost of Goods Sold						
4900000 · Cost of Goods Sold	92,046.57	77,855.14	14,191.43	237,078.86	246,755.87	-9,677.01
Total COGS	92,046.57	77,855.14	14,191.43	237,078.86	246,755.87	-9,677.01
Gross Profit	404,392.55	341,591.03	62,801.52	1,660,135.20	1,443,539.96	216,595.24
Expense						
5000000 · Personal Service	139,936.66	126,014.59	13,922.07	704,848.49	606,641.73	98,206.76
605000a · Travel Expense	3,119.46	946.25	2,173.21	5,517.81	1,940.39	3,577.42
610000a · Auto Expense	45.66	98.68	-53.02	217.81	349.14	-131.33
611000a · Fuel expense	2,353.77	2,284.20	69.57	14,032.80	12,003.19	2,029.61
615000a · Office Supplies	2,984.21	851.32	2,132.89	42,724.25	34,111.68	8,612.57
6150200 · General Insurance Expense	27,948.42	28,567.04	-618.62	139,486.78	142,275.00	-2,788.22
620000a · Advertising & Printing	1,319.12	1,738.24	-419.12	10,919.70	9,727.91	1,191.79
625000a · Communications	905.71	836.00	69.71	5,010.31	3,356.58	1,653.73
6260000 · FTZ expenses	0.00	0.00	0.00	0.00	900.00	-900.00
630000a · Fuel, Light & Power	7,703.03	4,315.57	3,387.46	34,367.19	37,435.40	-3,068.21
635000a · Household Supplies	2,349.89	2,133.59	216.30	19,590.30	10,431.56	9,158.74
640000a · Payroll Taxes	9,462.37	9,156.50	305.87	49,452.26	46,803.28	2,648.98
645000a · Health Insurances	26,406.09	27,279.82	-873.73	137,420.45	130,003.68	7,416.77
6500000 · ILA Pension	35,441.63	25,882.38	9,559.25	175,881.39	102,532.13	73,349.26

Port of Oswego Authority Profit & Loss August 2025

	Period to Date			Year to Date		
	Aug 25	Aug 24	\$ Change	Apr - Aug 25	Apr - Aug 24	\$ Change
6520000 · CSEA Workboots/Workclothes	0.00	0.00	0.00	139.10	210.92	-71.82
655000a · Special Supplies	8,982.42	8,164.70	817.72	70,210.22	36,338.90	33,871.32
655130a · Spec Supp & Ex - Metered Water	0.00	0.00	0.00	882.40	969.74	-87.34
6551500 · Spec Supp & Ex - Comm Support	0.00	0.00	0.00	10,000.00	10,800.00	-800.00
6560000 · Professional Services	13,156.39	11,055.93	2,100.46	65,727.84	75,299.22	-9,571.38
6570000 · Marina Supp & Expenses	10,402.76	12,662.82	-2,260.06	44,550.48	49,288.72	-4,738.24
6580000 · Education/Training	0.00	0.00	0.00	0.00	995.00	-995.00
6590000 · Technical Services	9,465.75	0.00	9,465.75	18,338.25	0.00	18,338.25
660000a · Repairs & Maintenance	11,213.05	2,628.14	8,584.91	89,551.10	51,631.76	37,919.34
6670000 · House Gasoline	366.85	184.15	182.70	824.35	983.10	-158.75
6700000 · Rentals	1,228.09	0.00	1,228.09	47,514.67	0.00	47,514.67
6700200 · Lease-Track Mobile	2,558.00	0.00	2,558.00	12,790.00	0.00	12,790.00
6700300 · Lease - other equipment leases	0.00	4,400.00	-4,400.00	0.00	18,796.00	-18,796.00
6700301 · Lease - vehicles	0.00	0.00	0.00	0.00	0.00	0.00
6750000 · Write offs	0.00	0.00	0.00	1,294.78	0.00	1,294.78
6800000 · Museum	803.82	802.97	0.85	3,659.43	3,297.20	362.23
6850000 · Interest Expense	13,574.66	6,085.33	7,489.33	70,727.17	25,999.47	44,727.70
6900000 · Freight Expense	67.69	34.09	33.60	9,001.80	1,628.66	7,373.14
Total Expense	331,795.50	276,122.31	55,673.19	1,784,681.13	1,414,750.36	369,930.77
Net Ordinary Income	72,597.05	65,468.72	7,128.33	-124,545.93	28,789.60	-153,335.53
Other Income/Expense						
Other Income						
8999999 · Interest Income - Leases	2,142.57	3,354.41	-1,211.84	11,262.71	17,536.85	-6,274.14
9000000 · Interest Income	881.78	1,988.49	-1,106.71	4,723.74	15,347.24	-10,623.50
9000001 · Grant - Agricultural Center	0.00	110,810.54	-110,810.54	0.00	73,680.82	-73,680.82
9000014 · NYS Grant Pin 3935.59 ET Pier	0.00	36,258.94	-36,258.94	0.00	36,258.94	-36,258.94
9000015 · Settlement	0.00	0.00	0.00	26.01	0.00	26.01
9000017 · FEMA DR 4348	3,059.99	755,656.39	-752,596.40	284,866.09	606,378.83	-341,512.74
9001400 · REDI - Goble Marina	0.00	242,644.18	-242,644.18	0.00	96,358.31	-96,358.31
9001600 · Grant - Elect. RC Mover	0.00	0.00	0.00	440,500.00	0.00	440,500.00
9001700 · NYS Grant Pin 3539.88 Track/Sto	4,031.61	0.00	4,031.61	33,008.14	0.00	33,008.14

Port of Oswego Authority
Profit & Loss
August 2025

	Period to Date			Year to Date		
	Aug 25	Aug 24	\$ Change	Apr - Aug 25	Apr - Aug 24	\$ Change
Total Other Income	10,115.95	1,150,712.95	-1,140,597.00	754,386.69	845,560.99	-91,174.30
Other Expense						
9005500 · Amortization Expense	13,944.01	16,696.16	-2,752.15	70,001.23	87,775.22	-17,773.99
Total Other Expense	13,944.01	16,696.16	-2,752.15	70,001.23	87,775.22	-17,773.99
Net Other Income	-3,828.06	1,134,016.79	-1,137,844.85	684,385.46	757,785.77	-73,400.31
Net Income	68,768.99	1,199,485.51	-1,130,716.52	559,339.53	786,575.37	-226,735.84

Port of Oswego Authority
Marina Profit & Loss
April through August 2025

Ordinary Income/Expense	Apr - Aug 25	Apr - Aug 24	\$ Change
Income			
4400000 · Rental	0.00	500.00	-500.00
4800000 · Marina Income			
4800100 · Marina Inc - Slip Rental	82,750.00	82,750.00	0.00
4800101 · Marina Inc-Transient mooring	54,027.40	60,622.00	-6,594.60
4800200 · Marina Inc - Misc	385.00	305.00	80.00
4800300 · Marina Inc - Storage	12,933.00	1,300.00	11,633.00
4800301 · Marina Inc-MastUnstepStoreStep	175.00	0.00	175.00
4800400 · Marina Inc - Gas Sales	291,971.14	318,531.04	-26,559.90
4800500 · Marina Inc-Gin Pole	9,710.50	12,844.50	-3,134.00
4800501 · Marina Inc-Hoist	3,251.00	2,439.00	812.00
4800600 · Marina-FishClean/OYC/Barn Rent	1,200.00	1,200.00	0.00
4800800 · Marina Inc - Towing services	4,595.00	2,938.50	1,656.50
4800900 · Marina Inc - Service/Labor	2,612.25	809.96	1,802.29
4801000 · Marina Inc - Winterization	1,410.00	350.00	1,060.00
4801100 · Marina Inc - Tackle	4.00	12.75	-8.75
4801200 · Marina Inc - Boat Supply	758.37	741.91	16.46
4801400 · Marina Inc - Beverages	321.50	239.50	82.00
4801500 · Marina Inc - Snacks	318.75	447.25	-128.50
4801700 · Marina Inc - Ice	630.00	762.00	-132.00
4805000 · Marina Inc - Goble	13,800.00	0.00	13,800.00
Total 4800000 · Marina Income	480,852.91	486,293.41	-5,440.50
4850000 · RV Park	4,825.00	0.00	4,825.00
Total Income	485,677.91	486,793.41	-1,115.50
Cost of Goods Sold	237,078.86	246,755.87	-9,677.01
Gross Profit	248,599.05	240,037.54	8,561.51
Expense			
5000000 · Personal Service	92,955.02	88,319.25	4,635.77
615000a · Office Supplies	1,709.96	2,220.75	-510.79
635000a · Household Supplies	1,699.75	1,324.92	374.83
640000a · Payroll Taxes	8,232.31	8,109.17	123.14
645000a · Health Insurances	1,644.50	1,715.78	-71.28
655000a · Special Supplies	872.84	1,700.34	-827.50
6570000 · Marina Supp & Expenses			
6571000 · MarinaSupp & Ex-Misc	6,905.20	1,348.42	5,556.78
6571200 · MarinaSupp & Ex-Maintenance	100.00	1,085.15	-985.15
6571201 · MarinaSupp & Ex-Equip repairs	1,190.35	5,951.61	-4,761.26
6571300 · MarinaSupp & Ex-Utilities	8,776.14	9,081.08	-304.94
6571400 · MarinaSupp & Ex-Credit Card Exp	27,250.49	29,015.46	-1,764.97
6571600 · MarinaSupp & Ex-Winteriz costs	0.00	2,254.81	-2,254.81
6571700 · MarinaSupp & Ex-Cable	0.00	599.90	-599.90
6571800 · Marina Supp & Ex-reg over/short	-1.65	4.37	-6.02
6573000 · MarinaSupp & Ex-Ice	300.00	0.00	300.00
Total 6570000 · Marina Supp & Expenses	44,520.53	49,340.80	-4,820.27
660000a · Repairs & Maintenance	9,008.42	5,142.38	3,866.04
6670000 · House Gasoline	505.65	594.90	-89.25
6700300 · Lease - other equipment leases	2,850.00	2,850.00	0.00
6750000 · Write offs	1,294.78	0.00	1,294.78
6900000 · Freight Expense	15.00	112.99	-97.99
Total Expense	165,308.76	161,431.28	3,877.48
Net Ordinary Income	83,290.29	78,606.26	4,684.03
Net Income	83,290.29	78,606.26	4,684.03

Exhibit C-2

**Port of Oswego Authority
Imprest Bills**

July 8, 2025
W-40

Benefit Resource, Inc.	Pre-Tax Monthly Administration Fee for June 2025	\$125.00
Butler Disposal Systems Inc	Trash Service - & Container Lift & Fuel Surcharge	\$110.00
C&S Engineers, Inc.	Professional Services - FEMA West Terminal Pier	\$2,398.08
CIT Group Inc	Trackmobile Lease	\$2,558.00
Computer Outlet North, Inc.	Monthly E-Mails & Cloud Back-up, Monitoring Application	\$254.25
Ed & Ed Business Technology, Inc.	Contract Charge for Copier	\$128.29
Glider Oil	Port Propane, Marina Diesel, Port Diesel, Marina Gasoline	\$27,076.68
LEAF	Heavy Forklift Monthly Payment & Wheel Loader Monthly Payment	\$11,745.62
Mohawk Global Logistics Corp	FTZ Consulting	\$500.00
NaGr #-09104 Lighting-1 Gate, 1 NE Corner	Electric Supply & Delivery (1 Account)	\$116.25
PathFinder Bank - LOC (Goble/FEMA)	LOC Interest Payment	\$7,765.00
Shark Welding & Repair Service	Towwer Foundation Retrofit at the Grain Bin	\$24,500.00
TK Elevator Corporation	Elevator Maintenance/One-Year Billing Period	\$1,128.85

\$78,406.02

**Port of Oswego Authority
Imprest Bills**

July 15, 2025
W-41

Bowers CPAs and Advisors	Annual Adit F/Y Ending 03/31/2025	\$28,000.00
Butler Disposal Systems Inc	Trash Services, Recycle Service, Dumpster Rental, & Fuel Surcharges	\$243.65
Chirello Advertising	Advertising Services - Sodues Captains & Liberty Clipper, Oswego County Business Magazine	\$1,687.35
Computer Outlet North, Inc.	Professional Services - 10-Hour Service Agreement	\$1,000.00
Cooper Electric	Smoke Detector for Grain Control Room & Items for Marina Gas Dock Panel Repairs	\$102.02
CSX Transportation	Railroad Demurrage	\$225.00
Glider Oil	Port Propane, Marina Diesel, & Marina Gasoline	\$15,802.97
Great Lakes Seaway Review	Advertising - Seaway Review 1/2 Page Island Ad	\$775.00
LexisNexis	Legal Information	\$221.45
Mid Country Machinery, Inc.	Repair Items for SANY Forklift & SANY Wheel Loader (filters, etc.) & Service Invoice for SANY Forklift	\$4,459.92
National Grid	Electric & Gas Supply & Delivery (13 Accounts)	\$8,177.97
O'Reilly Automotive, Inc.	Shop Use Items - Jack Stands	\$1,559.88
Oswego Auto Parts	Starter for Customer's Boat	\$641.68

**Port of Oswego Authority
Imprest Bills**

July 15, 2025
W-41

Paychex	Payroll Administration & Fees	\$1,468.03
Raby's Ace Homecenter	Mortar Mix, Concrete Brick for Catch Basin Repairs, Shop Use Items, Rebar, Ring Wax, Trench Drain for Shop	\$4,158.23
Rombough Electric Inc.	50 Equipment Protection Breaker for the Marina	\$452.46
S&B Computer and Office Products, Inc.	Office Supplies, Housekeeping Supplies, Marina Water, & Credits	\$81.93
Taylor Northeast, Inc.	Parts Invoice for the Hangcha T-2 (fan)	\$443.48
Verizon Business	Port Cell Phones for Schneider, McMahon, Lundy, & DeCarr	\$126.70
WEX Inc.	Fuel for Port Vehicles	\$347.15
Winzer Franchise Company	Shop Use Items - Chain/Cable Lube, Multi-purpose Solvent	\$486.64
		<hr/> \$70,461.51

**Port of Oswego Authority
Imprest Bills**

July 23, 2025
W-44

Alta Material Handling	Hercules Trackmobile Lease Payment	\$2,558.00
AmVet Office Supplies, LLC	Office Supplies - Copy Paper & Markers	\$121.12
Business Council of NYS, Inc.	Life, AD&D, & LTS Insurance	\$343.31
C&S Engineers, Inc.	Professional Services - West Terminal Pier, Multi-Sector Permit & SWPPP, & Electric Railcar Mover	\$3,384.66
Cintas	Floor Mats & Work Clothes for Garage Staff	\$71.36
CSEA Employee Benefit Fund	Employee Dental & Vision Insurance	\$1,530.60
Davis Harrison Dion, Inc.	Professional Services - Monthly Consultant Retainer Services, 3.5 hours of freelance hours, & Discovery/Brandstorming Session	\$10,737.21
Glider Oil	Marina Diesel, Port Diesel, Marina Gasoline, Port Propane	\$31,814.62
Haun Welding Supply Inc.	Miller AccuLock MDX Diffuser & Contact Tips, 1-Year Cylinder Lease, & Cylinder Rental from June 2025	\$308.59
LexisNexis	Legal Information	\$221.45
Lowe's	Monthly Credit Card Charges	\$84.47
Marshall + Sterling	Insurance Policy Premium (formerly Fitzgibbons Agency)	\$1,000.00
Northern Ready Mix, LLC	Concrete for foundation for Silo	\$3,768.00

**Port of Oswego Authority
Imprest Bills**

July 23, 2025
W-44

PathFinder Bank - 2024 Chevy P/U		\$833.15
	Monthly Vehicle Loan	
Paychex		\$968.00
	Payroll Administration & Fees	
Paychex		\$1,448.03
	Payroll Administration & Fees	
Pitney Bowes Purchase Power		\$44.86
	Late Fees	
Rental Warehouse, Inc.		\$3,631.58
	Rental for Reversing Plate Tamper, VA Walk Behind Concrete Saw, Concrete Whip	
S&B Computer and Office Products, Inc.		\$291.05
	Office Supplies - Water Cooler Rentals, Housekeeping Supplies, & USGS Water	
Scotty's Towing & Road Service, Inc.		\$100.00
	Tow Charges to tow the Chevy Equinox to Burritt Chevy	
Standard Security Life Ins. Co. of NY		\$1,122.65
	DBL & PFL Quarterly Premium	
Tartaglia Railroad Services - Inc.		\$8,200.00
	Emergency Repair to Railroad Tracks (damage from rocks)	
Taylor Northeast, Inc.		\$12,558.00
	Forklift Rentals (13)	
The Main Street America Group		\$8,830.00
	Commercial Auto Renewal	
Tracey Road Equipment, Inc.		\$525.00
	Rental of Kobelco Excavator - Return Charge	
Wells Technology, Inc		\$363.05
	Shop Use Items	

**Port of Oswego Authority
Imprest Bills**

August 4, 2025
W-47

Allen Chase Enterprises, Inc.	Herbicide Spraying on Port Property	\$3,985.00
American Great Lakes Ports Association	Membership Dues - 3rd Quarter	\$4,772.75
AmVet Office Supplies, LLC	Office Supplies - Printer Toner, Markers, Copy Paper	\$221.78
Avaya Financial Services	Phone Lease	\$2,145.50
Bonnet Sales & Service, Inc.	Maintenance Garage Door Repairs	\$660.00
Burke's Do-it-Best Home Center	Marina Item - Boat Repair	\$5.49
Butler Disposal Systems Inc	Trash Service - Conatiner Lift & Fuel Surcharge	\$110.00
Certified Laboratories	Shop Use Items - Grease, Lube, & Chain Lube	\$868.90
Cintas	Floor Mats & Work Clothes for Garage Staff	\$737.23
Cooper Electric	Marina Repair Items & Shop Use Items - Light Bulbs	\$267.37
Donovan Marine Inc.	Marina Items - Inventory Items for Resale	\$385.63
Glider Oil	Port Propane, Marina Diesel, Marina Gasoline, & Port Diesel	\$16,253.57
Key Bank - B	Monthly Credit Card Charges	\$2,471.67
LEAF	Copier Lease	\$156.99
PathFinder Bank - LOC (Goble/FEMA)	LOC Interest Payment	\$3,114.74
Paychex	Payroll Administration & Fees	\$1,448.03
S&B Computer and Office Products, Inc.	Water Cooler Rental for USGS, Port Water, Office Supplies, Housekeeping Supplies, & Credits	\$718.96
Taylor Northeast, Inc.	Heavy Forklift Rental, Delivery Charges, & Service Invoice for T-1	\$21,793.14

Port of Oswego Authority
Imprest Bills

August 12, 2025

W-49

Benefit Resource, Inc.		\$125.00
	Pre-Tax Monthly Administration Fee for July 2025	
Bousquet Holstein PLLC		\$4,347.00
	Professional Services - Legal Counsel for Lease/License Negotiation with Maritime Museum, & General Counsel Matters	
Brady Systems		\$18,088.00
	Rail Scale Repairs, 40% down payment	
Burke's Do-it-Best Home Center		\$46.66
	Misc. Nuts, Bolts, Eye Bolts, etc. for the Marina	
C&S Engineers, Inc.		\$4,681.82
	Professional Services - West Terminal Pier (CI) & West Terminal Pier	
Chirello Advertising		\$1,319.12
	Advertising Services - Harborfest Fireworks Barge & Breakwall Repairs, & Oswego County Today	
Computer Outlet North, Inc.		\$573.25
	Monthly E-Mails & Cloud Back-up, Monitoring Application, Office Supplies (Universal Antenna Mount & AC Mesh PRO AP)	
Ed & Ed Business Technology, Inc.		\$108.02
	Contract Charge for Copier	
Glider Oil		\$17,462.87
	Port Propane, Marina Diesel, Marina Gasoline	
LEAF		\$11,745.62
	Heavy Forklift Monthly Payment & Wheel Loader Monthly Payment	
Marshall + Sterling		\$1,130.00
	Insurance Policy Premium (formerly Fitzgibbons Agency)	
Mohawk Global Logistics Corp		\$312.50
	Professional Services - FTZ Consulting	
National Grid		\$4,929.99
	Electrical Supply & Gas Supply & Delivery (11 Accounts)	
Northern Ready Mix, LLC		\$4,416.00
	Concrete for Wash Rack in Maintenance Garage	
O'Reilly Automotive, Inc.		\$191.88
	Blue Def 2.5 Gallons x 12 for the SANY 250 & SANY Forklift	
Oswego Auto Parts		\$1,236.49
	Shop Use Items- Screwdrivers, Rubber Expansion Plugs, Fuel & Transmission Filter, Starter, Power Steering Fluid, Step Van Mirror Flat, Hydraulic Fluid, Antifreeze for the T-2, Battery for Marina Forklift, Gear Oil for T-3, & Credits	

**Port of Oswego Authority
Imprest Bills**

August 12, 2025

W-49

Oswego County Treasurer		\$100.00
	Oswego County Annual Inspection of Marina Fuel Pumps	
Oswego State Athletics		\$1,500.00
	2025-2026 SUNY Oswego Athletic Sponsorship	
PathFinder Bank - LOC (Goble/FEMA)		\$7,763.64
	Interest Payment on LOC	
Rental Warehouse, Inc.		\$460.00
	Rental of 19' Vertical Lift	
S&B Computer and Office Products, Inc.		\$288.64
	Office Supplies & Housekeeping Supplies, Port Water, Garage Water, & Credits	
Taylor Northeast, Inc.		\$279.30
	Oil Seals for T-3 Forklift & Freight Chagres	
Verizon Business		\$125.28
	Cell Phones for Thomas Schneider, Pat McMahon, Tammy DeCarr, & George Lundy	
WEX Inc.		\$271.96
	Fuel for Port Vehicles	
		<hr/>
		\$81,503.04

**Port of Oswego Authority
Imprest Bills**

August 19, 2025
W-50

Alta Material Handling		\$2,558.00
	Hercules Trackmobile Lease Payment	
Bousquet Holstein PLLC		\$110.25
	Professional Services - Legal Counsel for General Counsel Matters	
Business Council of NYS, Inc.		\$401.59
	Life, AD&D, & LTS Insurance	
Butler Disposal Systems Inc		\$243.65
	Trash Service - Dumpster Rental, Recycle Service, & Fuel Surcharges	
City of Oswego Water - #000004-000		\$416.49
	Water & Sewer - 1 East 2nd Street	
City of Oswego Water - #006583-000		\$95.39
	Water & Sewer - Lake Road	
Davis Harrison Dion, Inc.		\$2,500.00
	Professional Services - Monthly Consultant Retainer Services	
Glider Oil		\$20,128.11
	Marina Diesel, Marina Gasoline, Port Diesel, & Port Propane	
Haun Welding Supply Inc.		\$150.96
	Cylinder Rental for July 2025	
Lowe's		\$39.38
	Monthly Credit Card Charges	
Mid Country Machinery, Inc.		\$1,271.54
	Service Invoice for the Heavy-Duty SANI Forklift	
Mohawk Global Logistics Corp		\$5,750.00
	Professional Serives - FTZ Consulting for Bonded Warehouse Application & Boned Warehouse Implementation (50% deposit) for each	
PathFinder Bank - 2024 Chevy P/U		\$833.15
	Monthly Vehicle Loan	

**Port of Oswego Authority
Imprest Bills**

August 19, 2025
W-50

Paychex		\$968.00
	Payroll Administration & Fees	
Paychex		\$1,375.79
	Payroll Administration & Fees	
Pitney Bowes Purchase Power		\$150.92
	Postage Meter Refill & Finance Charge	
Resilient Support Services, Inc.		\$55.88
	Office Supplies - Pens, White-Out	
S&B Computer and Office Products, Inc.		\$314.93
	USGS Water, Office Supplies, Housekeeping Supplies, & Port Water Cooler Rental	
Shark Welding & Repair Service		\$33,680.00
	Wash Pad Installation in Mechanics Garage	
Taylor Northeast, Inc.		\$13,279.28
	Combination Switch for T-4, Forklift Rentals (13 Rentals)	
Winzer Franchise Company		\$97.45
	Shop Use Item - Multi-Purpose Solvent	
		<hr/>
		\$84,420.76

**Port of Oswego Authority
Imprest Bills**

August 26, 2025
W-56

A&E Organics Pest Control, Inc.	Exterior Pesticide Bee Treatment for the Marina	\$200.00
Butler Disposal Systems Inc	Container Lift & Fuel Surcharge	\$110.00
C&S Engineers, Inc.	Professional Services - West Terminal Pier & West Terminal Pier (CI)	\$3,497.13
Computer Outlet North, Inc.	Replacement Laptop (Pat), 10-Hour Service Agreement, Replacement PC, & Replace Computer in the Guard Shack	\$3,284.50
CSEA Employee Benefit Fund	Employee Dental & Vision Insurance	\$1,874.98
Glider Oil	Port Propane, Marina Diesel, & Marina Gasoline	\$22,965.84
Oswego Auto Parts	Expansion Plugs, Shop Supplies, Air Filter for T-5, Snap Ring Pliers, Snap Ring for T-10, Orange Paint Marker, Chain Cable Lube, & Starter Fluid	\$493.93
PathFinder Bank - LOC	Interest Payment on LOC	\$1,465.76
Rental Warehouse, Inc.	Rental of Mini Excavator, Delivery & Pick-Up	\$1,228.09
S&B Computer and Office Products, Inc.	Water Cooler Rental for USGS, Water for Marina	\$93.13
Shark Welding & Repair Service	Prepare Rail Scale for New Load Cells (which were installed by Brady)	\$7,200.00
SUNY Oswego	Payroll for Probe Lab Students	\$9,465.75
Wells Technology, Inc	Shop Use Items	\$113.89

Port of Oswego Authority
A/P Aging Summary
As of August 31, 2025

	Current	1 - 30	31 - 60	61 - 90	91 - 120	> 120	TOTAL
Aflac	714.96	0.00	0.00	0.00	0.00	0.00	714.96
AmVet Office Supplies, LLC	95.63	0.00	0.00	0.00	0.00	0.00	95.63
Avaya Financial Services	2,145.50	0.00	0.00	0.00	0.00	0.00	2,145.50
Benefit Resource, Inc.	127.50	0.00	0.00	0.00	0.00	0.00	127.50
Bonnet Sales & Service, Inc.	0.00	5,890.00	0.00	0.00	0.00	0.00	5,890.00
Brady Systems	1,596.00	0.00	0.00	0.00	0.00	0.00	1,596.00
Brown Carbonic Sales Co.	0.00	233.00	0.00	0.00	0.00	0.00	233.00
Burke's Do-it-Best Home Center	181.78	0.00	0.00	0.00	0.00	0.00	181.78
Burritt Motors	0.00	15.00	0.00	0.00	0.00	0.00	15.00
Butler Disposal Systems Inc	243.65	0.00	0.00	0.00	0.00	0.00	243.65
C&S Engineers, Inc.	7,757.44	0.00	0.00	0.00	0.00	0.00	7,757.44
Cintas	517.02	0.00	0.00	0.00	0.00	0.00	517.02
City of Oswego Water - #005071-000	180.00	0.00	0.00	0.00	0.00	0.00	180.00
City of Oswego Water - #005430-000	180.00	0.00	0.00	0.00	0.00	0.00	180.00
City of Oswego Water - #005825-000	180.00	0.00	0.00	0.00	0.00	0.00	180.00
CSX Transportation	0.00	4,125.00	1,350.00	11,550.00	15,000.00	0.00	32,025.00
FitzGibbons Agency LLC	0.00	64,990.00	0.00	0.00	0.00	0.00	64,990.00
Glider Oil	87,193.93	0.00	0.00	0.00	0.00	0.00	87,193.93
Hanes Supply, Inc	20.00	0.00	0.00	0.00	0.00	0.00	20.00
J&A Mechanical Contractors, Inc.	670.00	0.00	0.00	0.00	0.00	0.00	670.00
Key Bank - B	4,426.13	0.00	0.00	0.00	0.00	0.00	4,426.13
LEAF	11,902.61	0.00	0.00	0.00	0.00	0.00	11,902.61
LexisNexis	664.35	0.00	0.00	0.00	0.00	0.00	664.35
Lockwood Septic Service CDS, Inc.	160.00	0.00	0.00	0.00	0.00	0.00	160.00
MassMutual	274.78	0.00	0.00	0.00	0.00	0.00	274.78
Mohawk Global Logistics Corp	125.00	0.00	0.00	0.00	0.00	0.00	125.00
NaGr #-04008 Security Gate, Entrance Elec	256.98	0.00	0.00	0.00	0.00	0.00	256.98
NaGr #-05002 Gas & Elec New Garage	300.57	0.00	0.00	0.00	0.00	0.00	300.57
NaGr #-09104 Lighting-1 Gate, 1 NE Corner	120.87	0.00	0.00	0.00	0.00	0.00	120.87
NaGr #-10106 Electric - Barrel Bldg.	81.60	0.00	0.00	0.00	0.00	0.00	81.60
NaGr #-32051 Storage (Silo & Barrel Bldg)	537.46	0.00	0.00	0.00	0.00	0.00	537.46
NaGr #-38103 Gas & Elec Main Warehouse	4,898.42	0.00	0.00	0.00	0.00	0.00	4,898.42
NaGr #-38107 Gas Museum	31.35	0.00	0.00	0.00	0.00	0.00	31.35
NaGr #-38118 Marina - Unit B	457.97	0.00	0.00	0.00	0.00	0.00	457.97
NaGr #-39107 F&W	612.01	0.00	0.00	0.00	0.00	0.00	612.01
NaGr #-40109 Electric Derrick	25.95	0.00	0.00	0.00	0.00	0.00	25.95
NaGr #-41109 Electric Museum	386.52	0.00	0.00	0.00	0.00	0.00	386.52
NaGr #-83002 - 22 Mercer - Security Pole	23.85	0.00	0.00	0.00	0.00	0.00	23.85
NaGr #-91027 Marina - Pier A	862.50	0.00	0.00	0.00	0.00	0.00	862.50
NYS Dept. of Agriculture & Markets	15.00	0.00	0.00	0.00	0.00	0.00	15.00
Oswego Auto Parts	30.66	0.00	0.00	0.00	0.00	0.00	30.66
PathFinder Bank - LOC (Goble/FEMA)	7,766.74	0.00	0.00	0.00	0.00	0.00	7,766.74
Pitney Bowes Global Financial Serv LLC	201.18	0.00	0.00	0.00	0.00	0.00	201.18
Plyler Contracting and Marine Services	2,125.00	0.00	0.00	0.00	0.00	0.00	2,125.00
Raby's Ace Homecenter	2,476.45	0.00	0.00	0.00	0.00	0.00	2,476.45
S&B Computer and Office Products, Inc.	737.88	0.00	0.00	0.00	0.00	0.00	737.88
Shark Welding & Repair Service	0.00	6,700.00	0.00	0.00	0.00	0.00	6,700.00
Spectrum Business (Port)	175.00	0.00	0.00	0.00	0.00	0.00	175.00
St. Joseph's Medical PC	0.00	0.00	178.73	0.00	0.00	0.00	178.73
State Insurance Fund	0.00	0.00	0.00	0.00	0.00	-8,387.72	-8,387.72
Taylor Northeast, Inc.	2,315.97	0.00	0.00	0.00	0.00	0.00	2,315.97
WEX Inc.	186.19	0.00	0.00	0.00	0.00	0.00	186.19
TOTAL	143,982.40	81,953.00	1,528.73	11,550.00	15,000.00	-8,387.72	245,626.41

8:03 PM

09/18/25

Port of Oswego Authority A/R Aging Summary As of August 31, 2025

	Current	1 - 30	31 - 60	61 - 90	91 - 120	> 120	TOTAL
*Transient	0.00	756.00	0.00	0.00	0.00	3,854.62 ¹	4,610.62
Alcoa Materials Management	25,972.24	0.00	0.00	0.00	0.00	0.00	25,972.24
ARG International	11,012.75	6,723.60	0.00	0.00	0.00	0.00	17,736.35
Dean Marine & Excavating, Inc	12,021.00	0.00	0.00	0.00	0.00	0.00	12,021.00
DeLong, Frederick	0.00	-375.00	0.00	0.00	0.00	0.00	-375.00
DeVilliers, Anton	0.00	756.00	0.00	0.00	0.00	0.00	756.00
Garcia, Joe	0.00	864.00	0.00	0.00	0.00	1,472.00 ²	2,336.00
General Services Admin.	9,016.41	0.00	0.00	0.00	0.00	0.00	9,016.41
Goldman Sachs & Co	250.00	-19.14	0.00	0.00	0.00	0.00	230.86
GT Commodities (Gerald Metals)	10,395.59	0.00	0.00	0.00	0.00	0.00	10,395.59
Gunvor SA	51,203.07	0.00	0.00	0.00	0.00	0.00	51,203.07
H Lee White Maritime Museum	0.00	300.00	0.00	300.00	0.00	0.00	600.00
Hartree Partners, LP	409.02	451.47	105.91	6,841.38 ³	0.00	0.00	7,807.78
Heidelberg Materials (Lehigh)	5,517.86	0.00	0.00	0.00	0.00	0.00	5,517.86
Kirby Gregory	0.00	0.00	537.02	0.00	0.00	0.00	537.02
Manning, Greg	0.00	864.00	0.00	0.00	0.00	2,336.00 ⁴	3,200.00
Marubeni America Corp.	10,544.44	2,330.27	0.00	37,307.97 ⁵	0.00	0.00	50,182.68
McBrearty, Phil	0.00	891.00	0.00	0.00	0.00	0.00	891.00
McKeil Marine	1,107.75	1,751.00	1,037.75	437.75	437.75	0.00	4,772.00 ⁶
Mitsubishi International Corporation	5,118.45	0.00	0.00	0.00	0.00	0.00	5,118.45
Novelis-Oswego Works	0.00	6,665.63	2,265.00 ⁷	0.00	0.00	0.00	8,930.63
Novelis-special	193,918.48	32,897.03	28,873.80 ⁸	0.00	0.00	0.00	255,689.31
Nutrien Ag Solutions - CPS	330.19	0.00	0.00	0.00	0.00	0.00	330.19
Oswego Expeditions/Destination Exp...	0.00	0.00	0.00	0.00	0.00	-100.00	-100.00
Oswego Yacht Club	0.00	-100.00	0.00	0.10	0.00	0.00	-99.90
RT Commercial	500.00	750.00	0.00	0.00	0.00	0.00	1,250.00
Ryan, Patrick	0.00	756.00	0.00	0.00	0.00	0.00	756.00
Shark-Attach, LLC	0.00	425.00	0.00	425.00	425.00	850.00	2,125.00 ⁹
Spears, Thane	0.00	999.00	0.00	0.00	0.00	0.00	999.00
Strain, Jeffery	0.00	756.00	0.00	0.00	0.00	0.00	756.00
WT Terminal Oswego, LLC	10,862.27	2,012.18	0.00	0.00	0.00	0.00	12,874.45
TOTAL	348,179.52	60,454.04	32,819.48	45,312.20	862.75	8,412.62	496,040.61

1. Collections

2. Collection letter being mailed

3. Received 9/17/25

4. Collection letter being mailed

5. \$8,005.25 received 9/10/25; Marubeni is looking into the other invoice

6. Pam emailed requesting when payment will be made

7. Received 9/2/25

8. Novelis requested different PO be used

9. Received 9/4/25

Grants Receivable Summary
as of 8/31/2025

Project #		Name	Grant Receivable
FEMA 4348	37407	East & West Terminals	\$ 487,918.88
REDI Funds	19515	Goble Marina	\$ 154,325.79
PFRAP	3935.59	Goble Marina	\$ 100.10
DOT	3935	Agricultural Center	\$ 389,876.96
DOT	3935.65	East Terminal Track Rehab	\$ 2,729.07
DOT	3935.88	PFRAP - Addl. Track & Storage	\$ 33,628.87
DOT	3935.89	Electric Railcar Mover	\$ 750.00

\$ 1,069,329.67

Port of Oswego Authority
Loan Summary
as of August 31, 2025

<u>Name</u>	<u>Loan Balance</u>	<u>Available</u>	<u>Rate</u>
NYS first advances	\$ 3,355,925.71	\$ -	0.000%
Pathfinder Bank - LOC	\$ 292,836.42	\$ 207,163.58	7.500%
Pathfinder Bank - LOC FEMA/REDI	\$ 1,202,350.08	\$ 197,649.92	7.500%
Note Payable - SANY Forklift	\$ 327,751.42	\$ -	7.750%
Note Payable - 2024 Chevy Silverado	\$ 34,812.38	\$ -	6.875%
Note Payable - SANY Wheel Loader	\$ 195,708.80	\$ -	6.750%

Port of Oswego Authority
Schedule of Assets
As of August 31, 2025

	<u>Cost</u>	<u>Accum. Depr.</u>	<u>Net Book Value</u>
Fixed Assets			
1502000 · Land & Land Impr-Capital Assets	14,074,827.75	-9,173,027.11	4,901,800.64
1502050 · Land & Land Impr-Held for Lease	1,568,471.55	-248,852.00	1,319,619.55
1502100 · Alcan Water Line	1.00	0.00	1.00
1502300 · Bldgs & Improvem-Capital Assets	23,564,714.59	-7,098,006.54	16,466,708.05
1502350 · Bldgs & Improvem-Held for Lease	4,060,508.32	-2,562,118.00	1,498,390.32
1502400 · Office Equipment & Furniture	489,831.94	-474,788.46	15,043.48
1502500 · Operating Equipment	3,532,805.49	-2,637,121.33	895,684.16
1502501 · Equipment - Marina	327,788.39	-253,266.00	74,522.39
1502550 · Lease Assets	559,029.86	-158,555.00	400,474.86
1502600 · Computer Software	32,872.24	-32,872.24	0.00
Total Fixed Assets	48,210,851.13	-22,638,606.68	25,572,244.45

Port of Oswego Authority
YTD Sales Report
April through August 2025

	Apr - Aug 25	%	Apr - Aug 24	%	\$ Change
Income					
4000000 · Storage					
4002800 · Storage - Marubeni	16,776.54	0.88%	17,596.91	1.04%	-820.37
4002900 · Storage - Glencore	7,733.13	0.41%	31,802.87	1.88%	-24,069.74
4003000 · Storage - Goldman Sachs	13,353.70	0.70%	31,839.85	1.88%	-18,486.15
4003300 · Storage - ARG Intl.	13,357.62	0.70%	25,958.88	1.54%	-12,601.26
4003400 · Storage - Mercuria	0.00	0.00%	794.18	0.05%	-794.18
4003500 · Storage - Mitsubishi	1,340.20	0.07%	1,765.71	0.10%	-425.51
4003800 · Storage - Alcoa	489.46	0.03%	0.00	0.00%	489.46
4004100 · Storage - SQC Metals	21,322.57	1.12%	37,985.89	2.25%	-16,663.32
4004200 · Storage - Gunvor	58,838.13	3.10%	2,714.01	0.16%	56,124.12
4004300 · Storage - Hartree Partners	982.50	0.05%	789.49	0.05%	193.01
4004400 · Storage - The Delong Co.	8,091.66	0.43%	0.00	0.00%	8,091.66
4004500 · Storage - GT Commodities	19,601.44	1.03%	0.00	0.00%	19,601.44
4005000 · Storage - Miscellaneous	59,713.21	3.15%	5,300.00	0.31%	54,413.21
4008100 · Storage - IXM	0.00	0.00%	20,761.14	1.23%	-20,761.14
Total 4000000 · Storage	221,600.16	11.68%	177,308.93	10.49%	44,291.23
4100000 · Dockage					
4100100 · Dockage - Algoma Central	7,543.38	0.40%	3,771.69	0.22%	3,771.69
4100200 · Dockage - Lehigh (Heidelberg)	17,958.96	0.95%	12,334.72	0.73%	5,624.24
4102700 · Dockage - McKeil Marine	1,800.00	0.09%	10,350.30	0.61%	-8,550.30
4102900 · Dockage - WT Terminal	3,174.60	0.17%	2,380.95	0.14%	793.65
4105000 · Dockage - Miscellaneous	0.00	0.00%	4,250.00	0.25%	-4,250.00
Total 4100000 · Dockage	30,476.94	1.61%	33,087.66	1.96%	-2,610.72
4200000 · Wharfage					
4200100 · Wharfage - Nutrien Ag	10,873.78	0.57%	8,112.62	0.48%	2,761.16
4200200 · Wharfage - Lehigh (Heidelberg)	40,663.86	2.14%	29,795.97	1.76%	10,867.89
4202500 · Wharfage - Marubeni	2,143.63	0.11%	15,579.77	0.92%	-13,436.14
4202700 · Wharfage - Glencore	0.00	0.00%	1,429.09	0.08%	-1,429.09
4203600 · Wharfage - WT Terminal Oswego	4,547.63	0.24%	3,554.43	0.21%	993.20
4203900 · Wharfage - Gunvor	0.00	0.00%	2,859.11	0.17%	-2,859.11
4205700 · Wharfage - Mitsubishi	2,859.13	0.15%	5,146.07	0.30%	-2,286.94
4205800 · Wharfage - Hartree Partners LP	0.00	0.00%	2,858.61	0.17%	-2,858.61
Total 4200000 · Wharfage	61,088.03	3.22%	69,335.67	4.10%	-8,247.64
4300000 · Loading and Unloading					
4300200 · Loading and Un - Nutrien Ag	18,776.72	0.99%	20,929.37	1.24%	-2,152.65
4300300 · Loading and Un - Novelis	229,960.58	12.12%	1,190.95	0.07%	228,769.63
4304900 · Loading and Un - Glencore	1,413.40	0.07%	37,349.75	2.21%	-35,936.35
4305000 · Loading and Un - Miscellaneous	0.00	0.00%	145.60	0.01%	-145.60
4305100 · Loading and Un - Marubeni	37,145.66	1.96%	39,640.60	2.35%	-2,494.94
4305400 · Loading and Un - Goldman Sachs	27,975.64	1.47%	0.00	0.00%	27,975.64
4305600 · Loading and Un - ARG Int.	16,803.05	0.89%	9,788.09	0.58%	7,014.96
4305700 · Loading and Un - IXM	0.00	0.00%	47,495.35	2.81%	-47,495.35
4305900 · Loading and Un - Mitsubishi	28,918.20	1.52%	10,712.93	0.63%	18,205.27

Port of Oswego Authority
YTD Sales Report
April through August 2025

	Apr - Aug 25	%	Apr - Aug 24	%	\$ Change
4306200 · Loading and Un - Alcoa	25,482.78	1.34%	0.00	0.00%	25,482.78
4306600 · Loading and Un - SQC Metals	0.00	0.00%	15.00	0.00%	-15.00
4306700 · Loading and Un - Gunvor	15,370.15	0.81%	1,963.67	0.12%	13,406.48
4306800 · Loading and Un - The DeLong Co.	11,678.72	0.62%	0.00	0.00%	11,678.72
4306900 · Loading and Un - GT Commodities	21,673.05	1.14%	0.00	0.00%	21,673.05
4307200 · Loading and Un - Hartree Prtnrs	7,763.60	0.41%	0.00	0.00%	7,763.60
4307300 · Loading and Un - Rio Tinto	3,735.08	0.20%	0.00	0.00%	3,735.08
Total 4300000 · Loading and Unloading	446,696.63	23.54%	169,231.31	10.01%	277,465.32
4400000 · Rental					
4400200 · Rental - DeLong, Fred	1,875.00	0.10%	1,875.00	0.11%	0.00
4400300 · Rental - Novelis	10,868.85	0.57%	10,868.85	0.64%	0.00
4400500 · Rental - General Svces Admin	43,171.85	2.28%	48,890.80	2.89%	-5,718.95
4400600 · Rental - Lehigh (Heidelberg)	29,209.60	1.54%	29,391.30	1.74%	-181.70
4402400 · Rental - Vinegar Hill, LLC	1,558.13	0.08%	434.05	0.03%	1,124.08
4402600 · Rental - Nutrien Ag	37,370.45	1.97%	37,325.45	2.21%	45.00
4403100 · Rental - H.Lee White Museum	1,500.00	0.08%	1,500.00	0.09%	0.00
4403300 · Rental - Fitzgibbons site	0.00	0.00%	180,000.00	10.65%	-180,000.00
4403400 · Rental - Shark-Attach Office	2,125.00	0.11%	2,125.00	0.13%	0.00
4403500 · Rental - WT Terminal Oswego LLC	30,726.60	1.62%	30,726.60	1.82%	0.00
4403600 · Rental - Shop Units (Marina)	0.00	0.00%	500.00	0.03%	-500.00
4405000 · Rental - Miscellaneous	210,900.00	11.12%	1,600.00	0.09%	209,300.00
Total 4400000 · Rental	369,305.48	19.47%	345,237.05	20.42%	24,068.43
4500000 · Misc Income					
4500200 · Misc Income - Novelis	16,547.00	0.87%	2,580.00	0.15%	13,967.00
4501900 · Misc Income - Demurrage reimbur	0.00	0.00%	2,700.00	0.16%	-2,700.00
4502000 · Misc Income - Labor	77,776.50	4.10%	73,774.01	4.36%	4,002.49
4504900 · Misc Income - Metered Water	130.00	0.01%	74.16	0.00%	55.84
4505000 · Misc Income - Other	123,935.46	6.53%	31,964.76	1.89%	91,970.70
4505400 · Misc Income - Security East	11,847.96	0.62%	34,877.22	2.06%	-23,029.26
Total 4500000 · Misc Income	230,236.92	12.14%	145,970.15	8.64%	84,266.77
4600000 · Stevedoring					
4601800 · Stevedoring - Marubeni	20,087.14	1.06%	142,802.78	8.45%	-122,715.64
4601900 · Stevedoring - Glencore	0.00	0.00%	13,391.49	0.79%	-13,391.49
4602600 · Stevedoring - McKeil Marine	5,253.00	0.28%	3,927.00	0.23%	1,326.00
4602800 · Stevedoring - Mitsubishi	26,791.85	1.41%	48,221.84	2.85%	-21,429.99
4603100 · Stevedoring - Hartree Partners	0.00	0.00%	26,786.93	1.58%	-26,786.93
4606100 · Stevedoring - Gunvor	0.00	0.00%	26,791.61	1.59%	-26,791.61
Total 4600000 · Stevedoring	52,131.99	2.75%	261,921.65	15.50%	-209,789.66
4800000 · Marina Income	480,852.91	25.35%	486,293.41	28.77%	-5,440.50
4850000 · RV Park	4,825.00	0.25%	1,910.00	0.11%	2,915.00
Total Income	1,897,214.06	100.00%	1,690,295.83	100.00%	206,918.23